

Dear Customer,

Congratulations on the purchase of your adult pleasure product! This customer information guide provides useful advice and tips on how to use and care for your product. Please keep this information for your reference.

**Optimum Series Vibro Air Pump
SE-1041-50-3**

Description:

- World's first pressure activated vibrating pump
- Vibration is activated after optimum pressure is reached
- Removable sleeve for easy cleaning
- USB rechargeable
- Power Master Grip finger pull handle
- Quick Air Release Valve
- Complete charge in 1 hour
- Total run time: 25 minutes
- One year warranty

General Product Information

Instructions for Use:

1. Clean the product with warm water and soap, or toy cleaner before and after use.
2. If the product is used anally, clean thoroughly before using vaginally.
3. Use caution when cleaning vibrating or motorized products. Moisture in the battery compartment can cause malfunction.
4. Apply a sufficient amount of lubricant to the surface of the product before use. Avoid applying lubricant to the controller of vibrating or motorized products, as this can cause malfunction.
5. Only use a water-based lubricant unless otherwise specified. Oil-based lubricants may damage certain materials.
6. Thoroughly read and follow any instructions listed on/in the packaging of the product before use.
7. For pump and/or suction products, be sure to familiarize yourself with the air release feature on your product before use.
8. Do not use force with your product.
9. Keep the product in a clean, cool and dry place. Do not expose to direct sunlight.
10. Keep the product separated from other products made with different materials to avoid any chemical reactions.
11. Be sure product is fully inserted before activating.
12. Be sure product is turned off before removing.
13. Allow vibrating or motorized products to cool down after use and before storing.

Instructions for Batteries:

1. Refer to the package regarding information on what batteries are needed for operation, and how many are included.

2. Find your product type among the drawings and follow the diagram to insert the battery(s) (Fig. 1).
3. Make sure the battery contacts are clean and unobstructed.
4. Make sure that the batteries are inserted correctly and securely.
5. Insert batteries according to the correct +/- polarity markings. Improperly inserted batteries may cause malfunction.
6. Do not short out the contacts (i.e. do not bridge the contact points with metallic objects).
7. Use only new or newly charged batteries. Do not combine old and new batteries.
8. Remove the batteries from the device after each use to prolong the life of the batteries and avoid corrosion.
9. Do not charge non-rechargeable batteries.


Instructions for Rechargeable Products:

1. Find your product type among the drawings and follow the diagram to plug in charger cord (Fig. 1).
2. Make sure to use the charging cord provided with your product. Using any other charger may cause malfunction.
3. Do not force charging cord into product.
4. Make sure to charge product using a USB wall charger. Charging your product using a computer or laptop will result in longer charging times, and/or malfunction.
5. Do not charge your product in or around water.

Warnings and General Advice:

1. Keep out of reach of children.
2. Do not use product in areas where the skin is irritated, broken, and/or infected.
3. Do not share products with others.
4. Carefully read the description of materials on the package to avoid allergic reactions (e.g. latex).
5. If you experience irritation or pain during use, stop use immediately.
6. Do not heat/cool the product except where expressly recommended to do so.
7. Do not excessively or forcefully bend or stretch the product.
8. The product is not intended for commercial use or for any therapeutic purpose.
9. This product is intended for use as non-medical pleasure device only.
10. For external use only. Any product use for medical purpose or for a use that has an adverse effect on any function of the body is prohibited.
11. Do not get non-waterproof products wet, as this may cause malfunction.
12. For waterproof products, make sure the battery compartment is securely closed prior to use.
13. Should the product overheat, turn it off immediately and let it cool before renewed use.
14. Do not throw products and/or batteries into a fire.
15. The supplier is not liable for the improper use of the product.
16. Read all instructions carefully before use.


Environmental Safety:

Please recycle your product packaging material. Products no longer used should be taken to your local household hazardous waste disposal facility in accordance with your national/local recycling regulations and the directives 2002/96/EC and 2006/66/EC. Any product with a crossed out waste bin symbol () indicates this product must be disposed of at a local hazardous waste collection point or an authorized recycling facility.

Battery Disposal:

Please dispose of used batteries in accordance with your national/local recycling regulations. You can take your used batteries to your local hazardous waste collection point, or anywhere batteries are sold. Batteries



containing hazardous substances are labeled with the sign  and one of the chemical symbols Cd (battery contains cadmium), Hg (battery contains mercury) or Pb (battery contains lead). Lithium batteries may only be returned in a discharged state to your local hazardous waste collection point or authorized recycling facility. To protect against short circuits, fully discharge product before disposal.

For Penile Restrictive Devices:

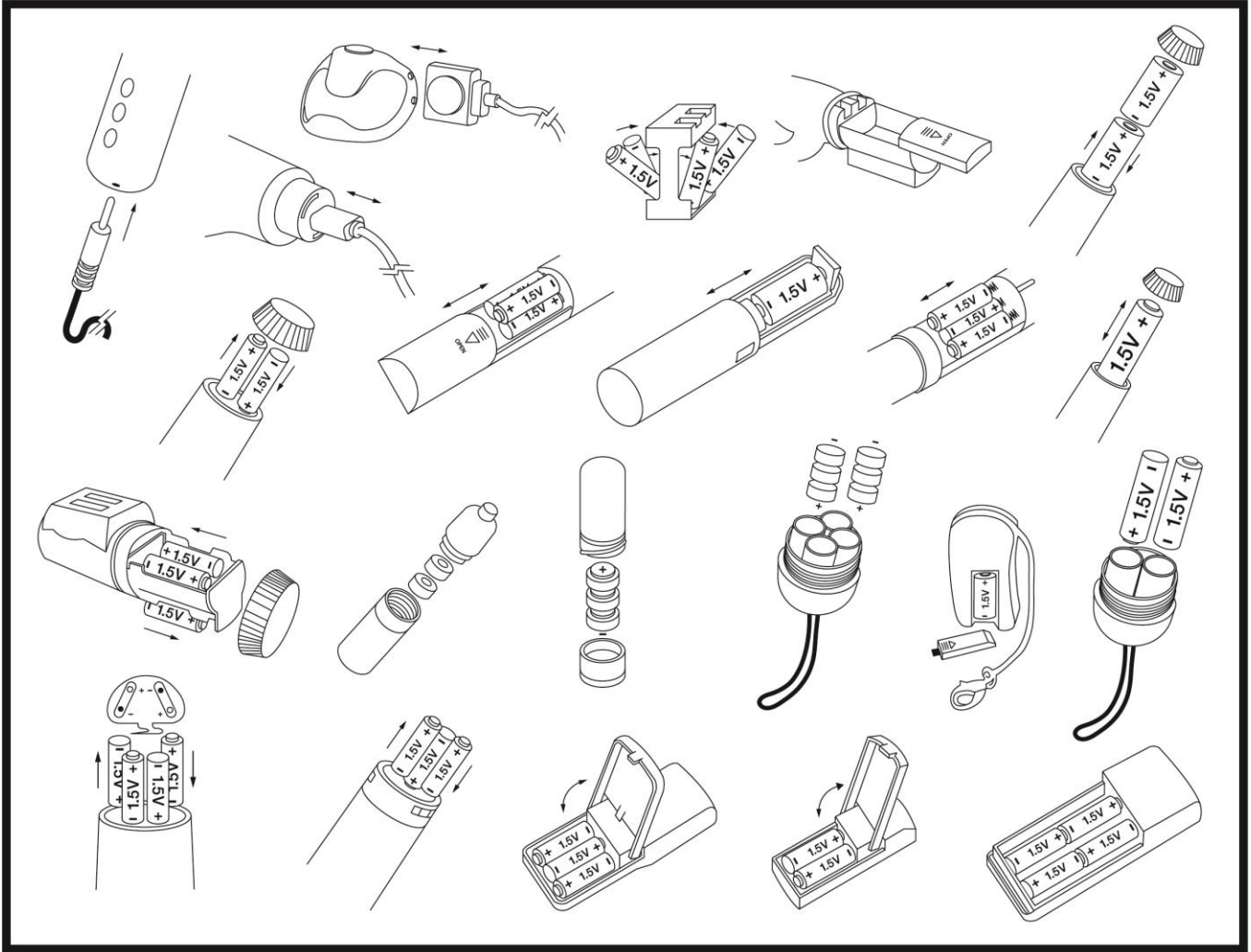
THIS IS AN ADULT PLEASURE TOY AND IS NOT INTENDED FOR ANY MEDICAL OR THERAPEUTIC USE.

Use (if non-vibrating): This product is designed for a man to wear at the base of his penis for pleasurable sensations and to improve sexual performance.

Use (if vibrating): This product is designed for a man to wear at the base of his penis with the vibrating motor facing up towards his navel, while his partner rubs against the vibrator for pleasurable sensations during intercourse and to improve sexual performance.

Warnings: (1) Product is not intended for contraceptive/birth control or treatment for erectile dysfunction. (2) Male should not wear the product any longer than 30 minutes at a time. Allow 60 minutes between additional uses. (3) Do not fall asleep under the influence of drugs or alcohol while wearing this product. (4) Prolonged use (without removal) may result in bruising at the base or permanent injury to the penis. (5) Do not use if you have decreased sensation of pain in the area of the penis. (6) Use may aggravate already existing medical conditions such as Peyronie's disease (the formation of hardened tissue in the penis that causes pain, curvature and distortion, usually during erection), priapism (persistent, usually painful erection of the penis as a consequence of disease and not related to sexual arousal), and urethral strictures (narrowing of the urethra, sometimes making it difficult to urinate). Consult your physician should any complication occur and discontinue use immediately.

(Fig. 1)



**CE UK
CA**